

CICC HKD Money Market ETF – Unlisted Class

November 2024

Important Information:

- Carefully consider CICC HKD Money Market ETF's (the "Fund") investment objectives, risk factors, charges and expenses before investing. The information contained herein and additional information can be found in the Fund's Prospectus and Product Key Facts Statement of the Fund (together, the "Offering Documents"), which may be obtained by visiting www.cicchkam.com. The website has not been reviewed by the Securities and Futures Commission of Hong Kong ("SFC") and may contain information of non-SFC authorized funds.
- You should not make any investment decision based on the information in this document alone. Read the Offering Documents carefully before investing. The Offering Documents should be read for further details including the risk factors.
- Nothing contained in this document constitutes investment advice or should be relied on as such. This document has not been reviewed by the SFC. The Fund has been authorised as collective investment scheme by the SFC. SFC authorisation is not a recommendation or endorsement of a scheme nor does it guarantee the commercial merits of a scheme or its performance. It does not mean the scheme is suitable for all investors nor is it an endorsement of its suitability for any particular investor or class of investors.
- Investing involves risk, including possible loss of principal. There can be no assurance that the Fund will achieve its stated objectives.
- The purchase of a unit in the Fund is not the same as placing funds on deposit with a bank or deposit-taking company. The Fund does not guarantee principal and the Manager has no obligation to redeem the units at the offer value. The Fund does not have a constant net asset value ("NAV"). The Fund is not subject to the supervision of the Hong Kong Monetary Authority.
- Investors of Listed and Unlisted Classes of Units are subject to different pricing and dealing arrangements. The NAV per Unit of each of the Listed and Unlisted Classes of Units may be different due to different fees and cost applicable to each class. The trading hours of The Stock Exchange of Hong Kong Limited applicable to the Listed Class of Units in the secondary market and the dealing deadlines in respect of the Unlisted Classes of Units are also different.
- The Fund is subject to active ETF risk as the Manager employs an actively managed investment strategy for the Fund. The Fund does not seek to track any index or benchmark, and there is no replication or representative sampling conducted by the Manager. It may fail to meet its objective as a result of the Manager's selection of investments, and/or the implementation of processes which may cause the Fund to underperform as compared to prevailing money market rates or other money market funds with a similar objective.
- The Manager may, at its discretion, pay dividends out of capital or effectively out of capital. Payment of dividends out of capital or effectively out of the capital amounts to a return or withdrawal of part of an investor's original investment or from any capital gains attributable to that original investment. Any such distributions may result in an immediate reduction of the NAV per unit of the Fund.
- Although the information provided in this document has been obtained from sources which the Manager believes to be reliable, it does not guarantee accuracy of such information and such information may be incomplete or condensed.
- This document is issued in Hong Kong by China International Capital Corporation Hong Kong Asset Management Limited, a corporation licensed with the SFC for Type 1, 4 and 9 regulated activities.

Investment Objective - The objective of CICC HKD Money Market ETF, a sub-fund of CICC Fund Series, is to invest in short-term deposits and high quality money market investments. The Fund seeks to achieve a return in Hong Kong Dollars in line with prevailing money market rates, with primary considerations of both capital preservation and liquidity.

Fund Information

Manager	China International Capital Corporation Hong Kong Asset Management Limited
Trustee	Brown Brothers Harriman Trustee Services (Hong Kong) Limited
Ongoing charges over a year⁴	Unlisted Class I: 0.295% Unlisted Class A: 0.395% Unlisted Class B: Estimated to be 0.70% Unlisted Class C: Estimated to be 0.20%
Management Fee	Unlisted Class I: 0.195% per annum Unlisted Class A: 0.295% per annum Unlisted Class B: 0.60% per annum Unlisted Class C: 0.05% per annum
Dealing Deadline	11:00 a.m. (Hong Kong time) on each Dealing Day
Financial year end of the Fund	31 December
AUM⁵	824 Million HKD

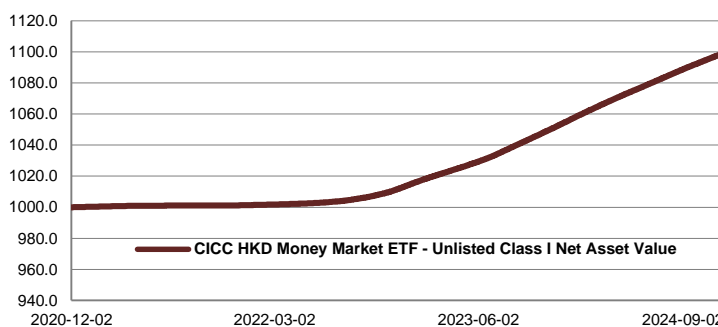
Annualized Return⁷

7-Day Annualized Return: 3.81% **1-Month Annualized Return: 3.83%**

Share Class Information

Share Class	Inception Date	Bloomberg Ticker	ISIN Code	Minimum Initial Investment
Class I	2 December 2020	3071UI HK Equity	HK0000658911	HKD 100,000
Class A	30 November 2021	3071UA HK Equity	HK0000658903	HKD 1
Class B	12 May 2023	3071UB HK Equity	HK0000922754	Nil
Class C	21 August 2024	3071UC HK Equity	HK0001039269	HKD 1,000,000

Fund Performance¹



Cumulative Performance²

	1 Month	3 Months	6 Months	1 Year	3 Years	YTD
Unlisted Class I	0.30%	0.96%	2.02%	4.36%	9.75%	3.96%
Unlisted Class A	0.29%	0.94%	1.97%	4.26%	9.42%	3.87%
Unlisted Class B	0.27%	0.86%	1.82%	3.94%	-	3.58%

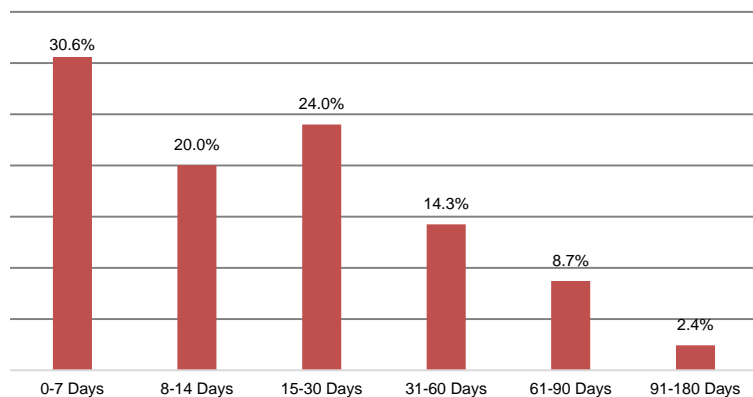
Historical Performance³

	2019	2020 ⁶	2021 ⁶	2022	2023 ⁶	Since Launch ⁶
Unlisted Class I	-	0.02%	0.12%	1.32%	4.17%	9.88%
Unlisted Class A	-	-	0.01%	1.22%	4.07%	9.42%
Unlisted Class B	-	-	-	-	2.62%	6.29%

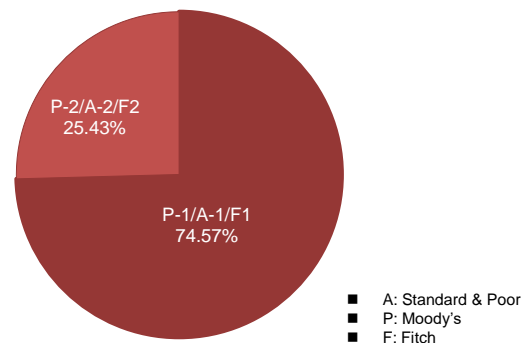
CICC HKD Money Market ETF – Unlisted Class

November 2024

Maturity Breakdown⁵



Credit Profile⁸



Liquidity Profile

Daily Liquid Assets ^{5,9}	Weekly Liquid Assets ^{5,10}	Weighted Average Maturity ⁵ / Weighted Average Life ⁵	Security Type ⁵
23.49%	30.59%	24.65 Days	Cash: 21.27%; Bank Deposit: 75.09% Money Market Instruments: 3.63%

- The computation basis of the performance of Unlisted Class I is calculated based on the calendar year end, on a NAV-to-NAV basis, with interests re-invested. The historical performance of Unlisted Class I shows how much Unlisted Class I increased or decreased in NAV during the period shown. Performance data has been calculated in HKD including ongoing charges but does not include trading costs. Past performance is not indicative of future performance. Investors may not get back the full amount invested. Data Source: Bloomberg, as of November 29, 2024.
- The cumulative return of the Fund is calculated on a NAV-to-NAV basis with gross dividends re-invested. The calculation results are rounded to 2 decimal places.
- The historical return of the Fund is calculated on a NAV-to-NAV basis with dividends re-invested. The calculation results are rounded to 2 decimal places.
- The ongoing charges figures for Class A and Class I respectively are based on expenses for the year ended 31 December 2022. It represents the sum of the ongoing charges expressed as a percentage of the average NAV of the unit class for the corresponding period. The ongoing charges figure for Class B (HKD) Units is an annualised figure based on the expenses for the period from the launch date of Class B (HKD) Units to 31 December 2023. Each of them represents the sum of the ongoing charges expressed as a percentage of the average NAV of the unit class for the corresponding period. As Class C (HKD) Units is a newly set up unit class, its ongoing charges figure is a best estimate only and represents the sum of the estimated ongoing charges over a 12-month period expressed as a percentage of the estimated average NAV of the unit class over the same period. These figures may vary from year to year. The Unlisted Classes do not employ a single management fee structure, The Management Fee may be increased up to a permitted maximum on giving 1 month's notice to Unitholders.
- Data Source: China International Capital Corporation Hong Kong Asset Management Limited, Bloomberg. Portfolio information is based on holdings as of November 29, 2024. May not add up to 100% due to rounding.
- Calculated based on the NAV of the Unlisted Class I's first available NAV on December 1, 2020. The Unlisted Class A's first available net asset value on December 1, 2021. The Unlisted Class B's first available net asset value on May 12, 2023.
- Annualized return of unlisted class I. The 7-Day Annualized Return/ 1 Month Annualized Return is based on a 7-day/ 1 Month period of the Fund's past performance respectively and does not represent an actual one-year return. The 7-Day Annualized Return is calculated by annualizing the change of NAV, with dividend reinvested, for the period from November 22 2024 to November 29, 2024. The 1-Month Annualized Return is calculated by annualizing the change of NAV, with dividend reinvested, for the period from October 31 2024 to November 29, 2024. The assumption involved in the calculation of the 7-Day Annualized Return/1 Month Annualized Return are hypothetical and the above past performance information presented is not indicative of future performance. The most updated figure is available on our website <https://www.cicchkam.com/en> for investor's information.
- All ratings are based on ratings of Fitch, Standard & Poor and Moody's as of November 29, 2024. May not add up to 100% due to rounding.
- Daily liquid assets refers to (i) cash; (ii) bank deposits or other instruments due within one working day; and (iii) money market funds convertible into cash within one working day; .
- Weekly liquid assets refers to (i) cash; (ii) bank deposits or other instruments due within five working days; and (iii) money market funds convertible into cash within one working day.