

9011
USD3011
HKD

ICBC CICC USD Money Market ETF – Listed Class

August 2024

Important Information:

- Carefully consider ICBC CICC USD Money Market ETF's (the "Fund") investment objectives, risk factors, charges and expenses before investing. The information contained herein and additional information can be found in the Fund's Prospectus and Product Key Facts Statement of the Fund (together, the "Offering Documents"), which may be obtained by visiting www.cicchkam.com. The website has not been reviewed by the Securities and Futures Commission of Hong Kong ("SFC") and may contain information of non-SFC authorized funds.
- You should not make any investment decision based on the information in this document alone. Read the Offering Documents carefully before investing. The Offering Documents should be read for further details including the risk factors.
- Nothing contained in this document constitutes investment advice or should be relied on as such. This document has not been reviewed by the SFC. The Fund has been authorised as collective investment scheme by the SFC. SFC authorisation is not a recommendation or endorsement of a scheme nor does it guarantee the commercial merits of a scheme or its performance. It does not mean the scheme is suitable for all investors nor is it an endorsement of its suitability for any particular investor or class of investors.
- Investing involves risk, including possible loss of principal. There can be no assurance that the Fund will achieve its stated objectives.
- The purchase of a unit in the Fund is not the same as placing funds on deposit with a bank or deposit-taking company. The Fund does not guarantee principal and the Manager has no obligation to redeem the units at the offer value. The Fund does not have a constant net asset value ("NAV"). The Fund is not subject to the supervision of the Hong Kong Monetary Authority.
- Investors of Listed and Unlisted Classes of Units are subject to different pricing and dealing arrangements. The NAV per Unit of each of the Listed and Unlisted Classes of Units may be different due to different fees and cost applicable to each class. The trading hours of The Stock Exchange of Hong Kong Limited applicable to the Listed Class of Units in the secondary market and the dealing deadlines in respect of the Unlisted Classes of Units are also different.
- The Fund is subject to active ETF risk as the Manager employs an actively managed investment strategy for the Fund. The Fund does not seek to track any index or benchmark, and there is no replication or representative sampling conducted by the Manager. It may fail to meet its objective as a result of the Manager's selection of investments, and/or the implementation of processes which may cause the Fund to underperform as compared to prevailing money market rates or other money market funds with a similar objective.
- The Manager may, at its discretion, pay dividends out of capital or effectively out of capital. Payment of dividends out of capital or effectively out of capital may result in an immediate reduction of the NAV per unit of the Fund.
- Although the information provided in this document has been obtained from sources which the Manager believes to be reliable, it does not guarantee accuracy of such information and such information may be incomplete or condensed.
- This document is issued in Hong Kong by China International Capital Corporation Hong Kong Asset Management Limited, a corporation licensed with the SFC for Type 1, 4 and 9 regulated activities.

Investment Objective - The objective of ICBC CICC USD Money Market ETF, a sub-fund of CICC Fund Series, is to invest in short-term deposits and high quality money market investments. The Fund seeks to achieve a return in US Dollars in line with prevailing money market rates, with primary considerations of both capital preservation and liquidity.

Fund Information

Manager	China International Capital Corporation Hong Kong Asset Management Limited
Investment Adviser	ICBC Asset Management (Global) Company Limited
Trustee	Brown Brothers Harriman Trustee Services (Hong Kong) Limited
Primary Exchange	Stock Exchange of Hong Kong (SEHK)
Stock Codes	09011 (USD counter) 03011 (HKD counter)
Listing date	June 18, 2019
Ongoing charges over a year⁴	0.245%
Management Fee	0.245% per annum
AUM⁵	476 Million USD

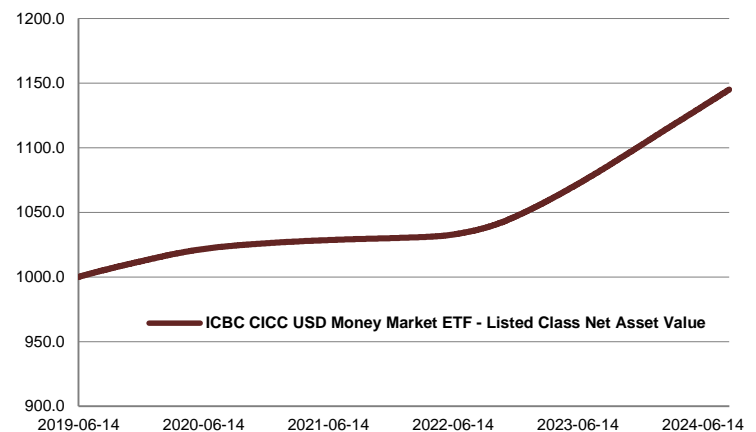
Annualized Return⁷

7-Day Annualized Return: 5.47% 1-Month Annualized Return: 5.48%

Listed Share Class Information

Share Class	Bloomberg Ticker	ISIN Code	Lot size
USD Counter (Primary & Secondary Market)	9011 HK Equity	HK0000507415	Primary Market: 1000 Units Secondary Market: 1 Unit
HKD Counter (Secondary Market)	3011 HK Equity	HK0000507407	1 Unit

Fund Performance¹



Cumulative Performance²

	1 Month	3 Months	6 Months	1 Year	3 Years	YTD
The Fund	0.44%	1.34%	2.73%	5.61%	11.24%	3.70%

Historical Performance³

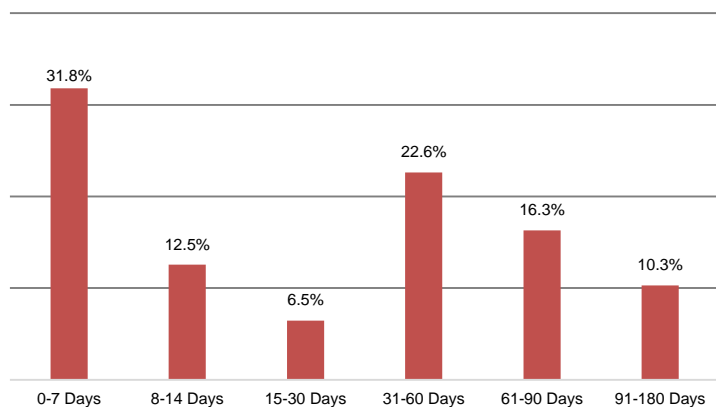
	2019 ⁶	2020	2021	2022	2023	Since Launch ⁶
The Fund	1.32%	1.30%	0.37%	1.80%	5.28%	14.49%

9011
USD3011
HKD

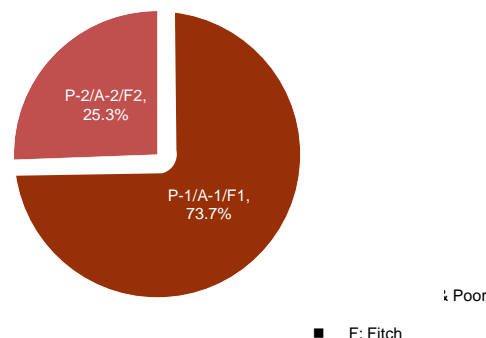
ICBC CICC USD Money Market ETF – Listed Class

August 2024

Maturity Breakdown⁵



Credit Profile⁸



Liquidity Profile

Daily Liquid Assets ^{5,9}	Weekly Liquid Assets ^{5,10}	Weighted Average Maturity ⁵ / Weighted Average Life ⁵	Security Type ⁵
28.12%	31.80%	39.01 Days	Cash: 21.53%; Bank Deposit: 53.18%; Certificate of Deposit/ Fixed Rate Note: 18.70%; Money Market Funds: 6.58%

Participating Dealers

BOCOM International Securities Limited	GF Securities (Hong Kong) Brokerage Limited
CGS International Securities Hong Kong Limited	Haitong International Securities Company Limited
China International Capital Corporation Hong Kong Securities Limited	KGI Asia Limited
China Merchants Securities (HK) Co., Limited	Merrill Lynch Far East Limited
Mirae Asset Securities (HK) Limited	Citigroup Global Markets Asia Limited

Market Markers (USD/HKD Counter)

Flow Traders Hong Kong Limited

- The computation basis of the performance of the Listed Class is calculated based on the calendar year end, on a NAV-to-NAV basis, with interests re-invested. The historical performance of the Listed Class shows how much the Listed Class increased or decreased in NAV during the period shown. Performance data has been calculated in USD including ongoing charges but does not include trading costs. Past performance is not indicative of future performance. Investors may not get back the full amount invested. Data Source: Bloomberg, as of August 30 2024.
- The cumulative return of the Fund is calculated on a NAV-to-NAV basis with gross dividends re-invested. The calculation results are rounded to 2 decimal places.
- The historical return of the Fund is calculated on a NAV-to-NAV basis with dividends re-invested. The calculation results are rounded to 2 decimal places.
- The ongoing charges figure is based on expenses for the year ended 31 December 2023. This figure may vary from year to year. It represents the sum of the ongoing charges expressed as a percentage of the average net asset value. The Fund adopts a single management fee structure; the estimated ongoing charges of the Fund will be equal to the amount of the single management fee which is capped at a maximum of 0.245% of the average net asset value of the Fund. The excess of the expenses over such cap will be borne by the Manager.
- Data Source: China International Capital Corporation Hong Kong Asset Management Limited, Bloomberg. Portfolio information is based on holdings as of August 30 2024. May not add up to 100% due to rounding.
- Calculated based on the net asset value of the Fund's first available net asset value on June 14, 2019.
- Annualized return of listed class. The 7-Day Annualized Return/ 1 Month Annualized Return is based on a 7-day/ 1 Month period of the Fund's past performance respectively and does not represent an actual one-year return. The 7-Day Annualized Return is calculated by annualizing the change of NAV, with dividend reinvested, for the period from August 23 2024 to August 30 2024. The 1-Month Annualized Return is calculated by annualizing the change of NAV, with dividend reinvested, for the period from July 31 2024 to August 30 2024. The assumption involved in the calculation of the 7-Day Annualized Return/1 Month Annualized Return are hypothetical and the above past performance information presented is not indicative of future performance. The most updated figure is available on our website <https://www.cicchkam.com/en> for investor's information.
- All ratings are based on ratings of Fitch, Standard & Poor and Moody's as of August 30 2024. May not add up to 100% due to rounding.
- Daily liquid assets refer to (i) cash; (ii) bank deposits or other instruments due within one working day; and (iii) money market funds convertible into cash within one working day.
- Weekly liquid assets refer to (i) cash; (ii) bank deposits or other instruments due within five working days; and (iii) money market funds convertible into cash within one working day;